

# SKID-STEER ATTACHMENTS



**Diamond Mowers** land management attachments for skid-steers.



**SK DRUM MULCHER DC PRO X**

The Drum Mulcher DC Pro X is ideal for turning brush and trees into a fine mulch for quick decomposition. It is ideal for operating near homes, buildings and roads.


- Available cutting widths: **60" | 72"**
- Mulches up to **9"** diameter brush/trees
- Flow Requirement: **Standard** or **High**



**SK DRUM MULCHER OD PRO X**

Optimized infeed and bite size produces a smaller end product than conventional Open Drum models while allowing heavy ground contact for maximum productivity.

- Available cutting widths: **60" | 72"**
- Mulches up to **9"** diameter brush/trees
- Flow Requirement: **High**



**SK DRUM MULCHER DC PRO**

The Drum Mulcher DC Pro is the ideal solution for loaders up to 75 hp. Built with Diamond quality and engineered for landowners, its light weight and intuitive operation inspire confidence among both veteran operators and those new to mulching.

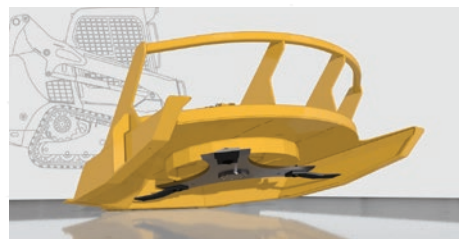
- Available cutting widths: **50"**
- Mulches up to **8"** diameter brush/trees
- Flow Requirement: **Standard**



**SK BRUSH CUTTER PRO**

Ideally suited for maintaining farmland, ranches and recreational property, the Brush Cutter Pro delivers the same premium cutting performance and versatility as the Pro X in a lighter-weight model engineered specifically for medium-duty use and applications.

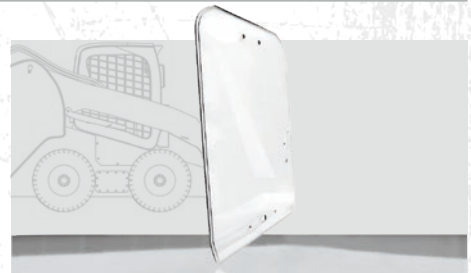
- Available cutting widths: **72"**
- Cuts up to **5"** diameter brush/trees
- Flow Requirement: **Standard** or **High**



**SK BRUSH CUTTER PRO X**

Whether you are facing overgrowth, or the need to make land more valuable, this versatile, high-performance attachment excels at thoroughly processing vegetation, such as thick grass and brush, and can effectively cut material up to 10" in diameter trees.

- Available cutting widths: **60" | 72" | 84"**
- Cuts up to **10"** diameter brush/trees
- Flow Requirement: **Standard** or **High**



**SK SAFETY GLASS POLYCARBONATE**

Stay safe with this ½" polycarbonate replacement front door. This loader-specific and contoured front door replaces your glass door, and re-uses the existing hardware to keep costs down while protecting the operator.

- **Shatter resistant** enclosure
- **Scratch** and **fog** resistant coating
- **Stronger** than acrylic and glass



## SK DISC PRO X MULCHER

Grind down trees and brush efficiently with the disc mulcher. With the ability to mulch trees up to 6", this mulcher is ideal for rural environments and saves tremendous amounts of time over manual labor.


- Available cutting widths: **48" | 60"**
- Cuts up to **14"** diameter brush/trees
- Flow Requirement: **Standard or High**



## SK DISC BELT DRIVE PRO X MULCHER

Setting a new standard for power and production, and designed specifically for the most demanding customers, the Belt Drive Disc Mulcher is the top-performing Disc Mulcher on the market. Its patent-pending drive system cuts spool-up and recovery times by up to 50%, and the industry-exclusive bolt-in liner make this the most powerful and most durable Disc Mulcher on the market.

- Available cutting widths: **60"**
- Cuts up to **14"** diameter brush/trees
- Flow Requirement: **High**




## SK ROOFTOP COOLER

This hydraulic oil cooler allows you to run longer for decreased downtime and increased production on hot days. It features loader-specific mounting, automatic reversing fans and a removable screen for easy cleaning.

\*Fan assemblies are black, shown in gray for better visibility.

- Heat Rejection: **140,000 BTU/HR**
- Two temperature activated **12"** fans
- **No drilling or welding** cab necessary



## SK MILLER STUMP GRINDER

With the same power of a self-contained commercial unit at a fraction of the cost, our stump grinder features six-way wheel positioning to effectively remove a stump without repositioning your skid-steer.

- Available cutting widths: **26"**
- Grinds any size stump below ground level
- Flow Requirement: **High**



## SK REFLEX STUMP GRINDER

Simple and easy to operate, this stump grinder features cutting teeth on both sides to effectively grind down tree stumps. This attachment has a responsive suspension system to prevent overloading.

- Available cutting widths: **24" | 26"**
- Grinds any size stump below ground level
- Flow Requirement: **Standard or High**



## SK COMMAND COUPLER

Eliminate hydraulic coupler damage and decrease downtime. This hand-threaded connection features larger couplers for decreased restriction, which also reduces oil temperatures and increases pressure to the attachment for increased performance.

- **Eliminates** brinelling
- Reduced restriction, **less heat**
- **Can connect** under pressure

**CONTACT  
US** →



[Hello@DiamondMowers.com](mailto:Hello@DiamondMowers.com)



[www.DiamondMowers.com](http://www.DiamondMowers.com)



+1 605.977.3300